

1.

Remove the protective wrap.



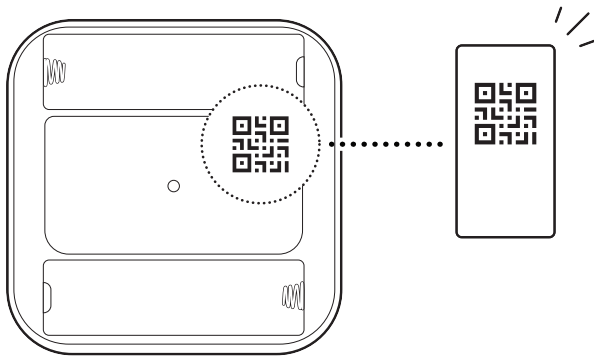
2.

Download the Ring app.



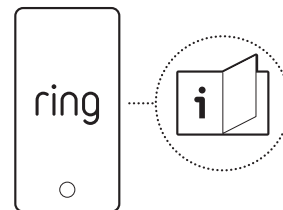
3.

Scan the QR code on your device.



4.

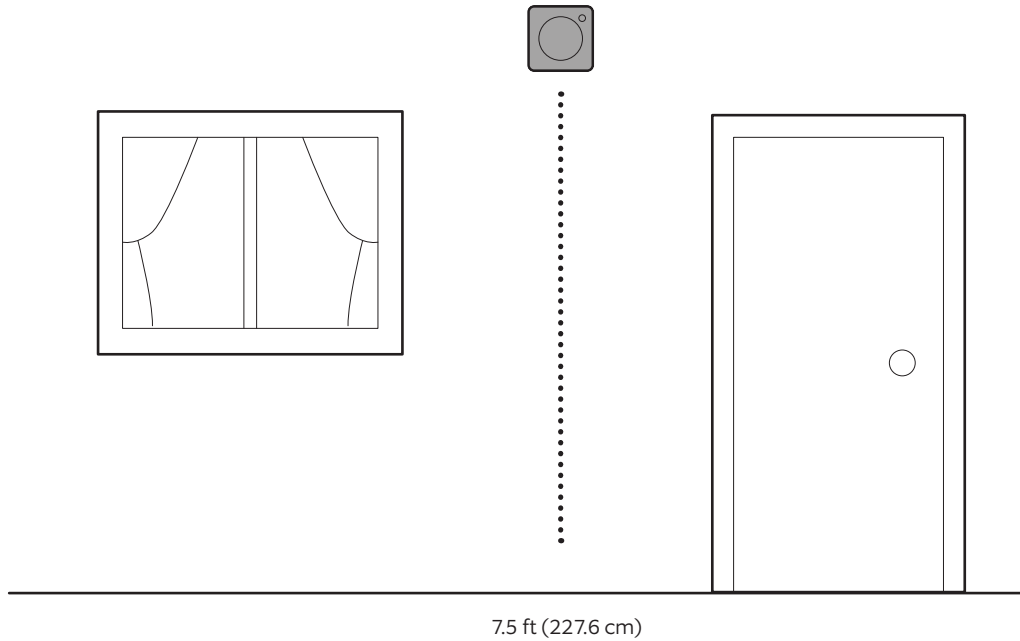
Follow in-app setup.



Installation

1.

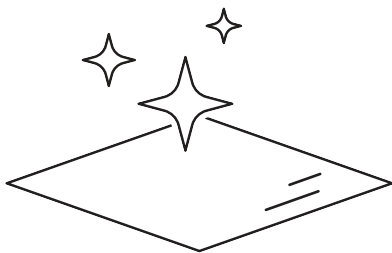
Choose a location about 7.5 ft (227.6 cm) above the floor.



2.

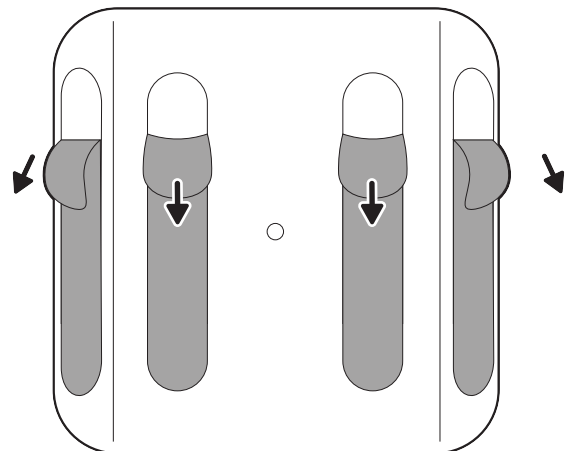
Wipe the area clean and let dry.

NOTE: For best results, install in front and back entryways, basements with outside access, hallways, or rooms with multiple access points. Avoid outdoor environments, extreme temperatures, staircases, and windows.



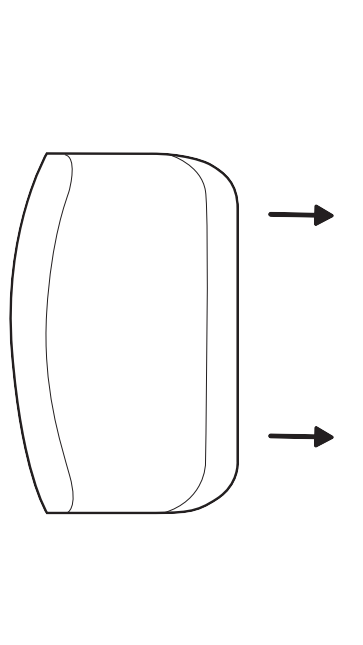
3.

Remove the protective strips from the adhesive backing.



4.

Hold your mount against the mounting surface to attach.



Amazon Sidewalk-enabled device; requires Amazon Sidewalk coverage for use. Coverage may vary by location. For Amazon Sidewalk information, visit ring.com/sidewalk



ring.com/contact



ring.com/help