

1.

Remove the protective wrap.



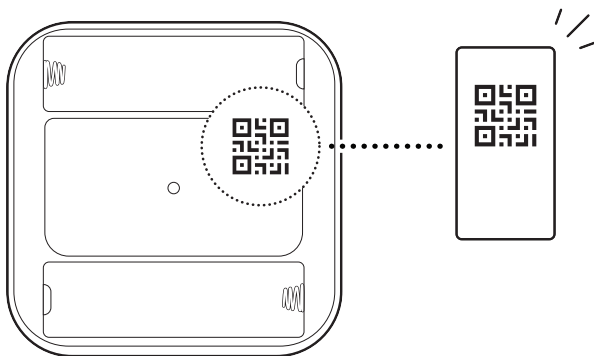
2.

Download the Ring app.



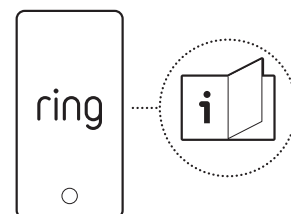
3.

Scan the QR code on your device.



4.

Follow in-app setup.



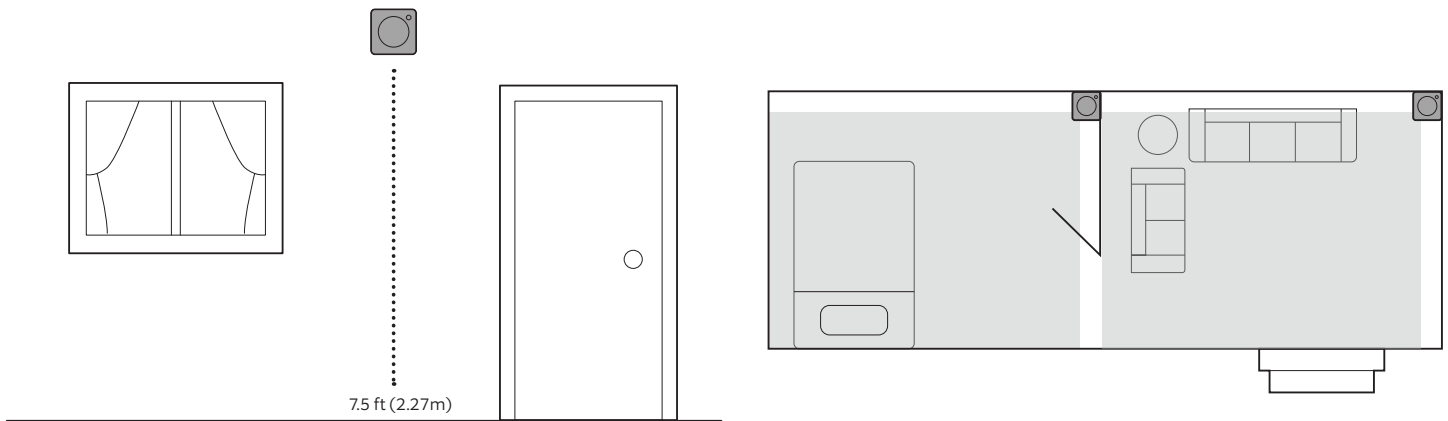
## Installation

### 1.

Choose a location in the corner of a room and about 7.5 ft (2.27 m) above the floor.

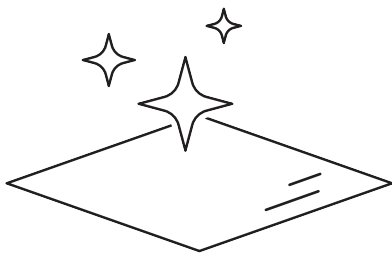
**NOTE:** For best results, install in front and back entryways, basements with outside access, hallways, or rooms with multiple access points.

Avoid outdoor environments, extreme temperatures, staircases, and windows.



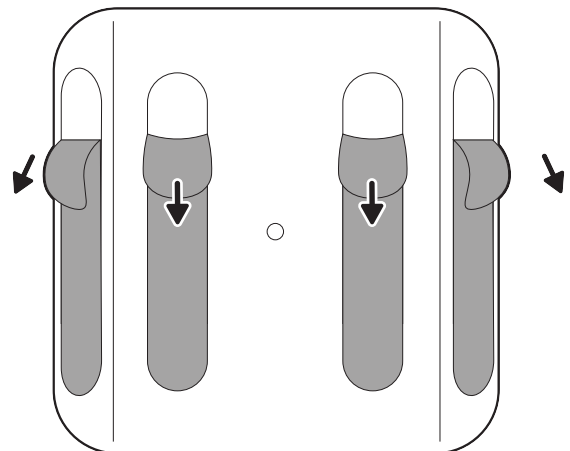
### 2.

Wipe the area clean and let dry.



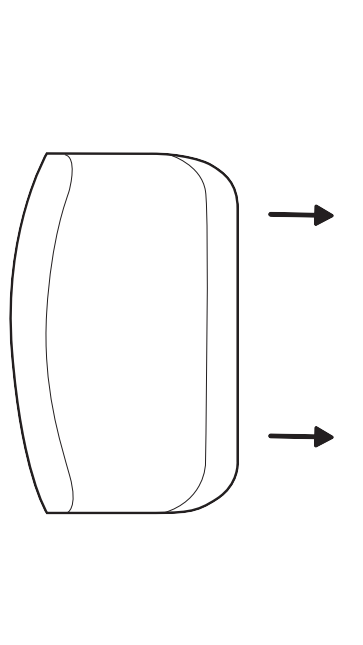
### 3.

Remove the protective strips from the adhesive backing.





4.

Hold your mount against the mounting surface to attach.



Amazon Sidewalk-enabled device; requires Amazon Sidewalk coverage for use. Coverage may vary by location. For Amazon Sidewalk information, visit [ring.com/sidewalk](https://ring.com/sidewalk)

 [ring.com/contact](https://ring.com/contact)  
 [ring.com/help](https://ring.com/help)