

Setup Guide Guide de configuration Guía de configuración

Door View Cam

Quick Start Démarrage rapide Inicio rápido

Tool included
Outil inclus
Herramienta incluida



1. Open the Ring app and select Set Up a Device. / Ouvrez l'application Ring et sélectionnez Configurer l'appareil. / Abre la aplicación Ring y selecciona "Configurar un dispositivo".

Then follow the in-app instructions. / Ensuite, suivez les instructions de l'application. / Luego, sigue las instrucciones de la aplicación.

2. Scan this code. / Balayez ce code. / Escanea este código.

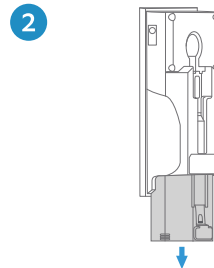
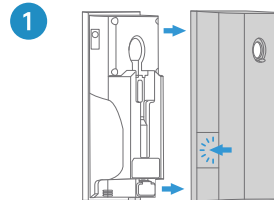
This identifies your Ring device to make setup fast and easy. / Il est unique à votre appareil Ring et permet de faciliter et d'accélérer sa configuration. / Esto identifica tu dispositivo Ring para que la configuración sea rápida y fácil.



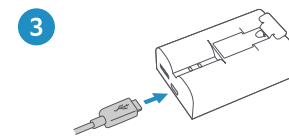
QR

2

! Remove protective film. / Retirez la pellicule protectrice. / Quita la película protectora.

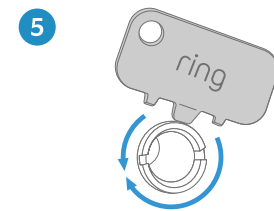


3



Continue setup in Ring app. / Poursuivre la configuration dans l'application Ring. / Continúa la configuración en la app de Ring.

4

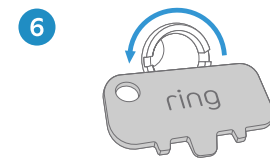


Inside / Intérieur / Interior

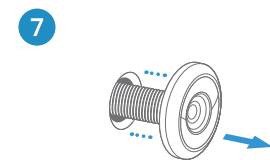


Outside / Extérieur / Exterior


5



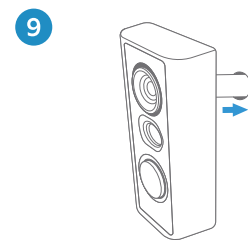
Put the tool's flat edge in the slots to unscrew. / Placer le bord plat de l'outil dans les fentes pour dévisser. / Coloca el borde plano de la herramienta en las ranuras para desenroscar.



6

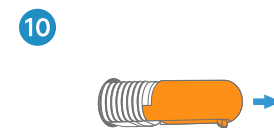


Smooth out the hole's edges with the tool. / Lissez les rebords de l'orifice avec l'outil. / Con la herramienta, pulea los bordes de la mirilla.

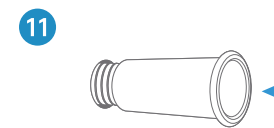


Outside / Extérieur / Exterior

7



Remove cap. / Retirer le capuchon. / Quita la tapa.



Optional: Install the large view hole adapter if needed. / Facultatif: Installez l'adaptateur de grand judas au besoin. / Opcional: instala el adaptador de mirilla grande si es necesario.

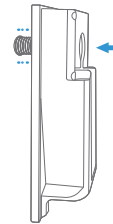
9



22-004822-01

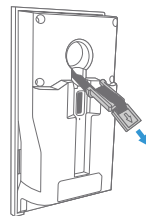


12



Inside / Intérieur / Interior

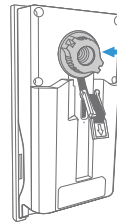
13



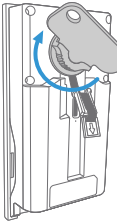
Draw the cable out of the tube until there's no slack. / Tirer le câble hors du tube jusqu'à ce qu'il n'y ait plus de mou. / Extrae el cable del tubo hasta que quede tenso.

10

14

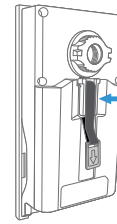


15



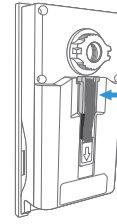
11

16



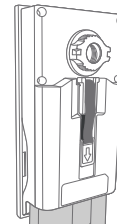
Gently pull excess cable through clip. / Tirez doucement l'excédent de câble dans l'attache. / Tira suavemente el cable sobrante a través de la abrazadera.

17

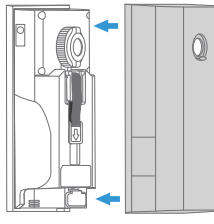


12

18

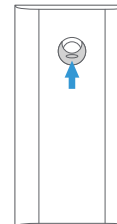


19



13

20



Slide peephole cover up for privacy. / Faites glisser le couvercle du judas vers le haut pour plus d'intimité. / Desliza la cubierta de la mirilla para mayor privacidad.

14



Free Ring Protect Plan for 30 Days

Your new device comes with a free, 30-day trial of Ring Protect. This comprehensive subscription service lets you review, save, and share your video and photo history anytime so you never miss a moment.*

To continue using Ring Protect after your free trial ends, visit ring.com/protect-plans to compare plans and pricing.

*Your free trial isn't applicable for locations with an existing Ring Protect subscription. See ring.com/protect-plans to learn more about your plan's retention period.

Abonnement Ring Protect gratuit pendant 30 jours

Lors de l'achat de votre nouvel appareil, vous bénéficiez d'un abonnement de 30 jours offerts à Ring Protect. Ce service d'abonnement complet vous permet de consulter, d'enregistrer et de partager l'historique de vos vidéos et photos à tout moment.*

Pour continuer à utiliser Ring Protect après la fin de votre essai gratuit, rendez-vous sur ring.com/protect-plans pour comparer les abonnements et les tarifs.

*L'essai gratuit n'est pas applicable pour les foyers qui possèdent déjà un abonnement Ring Protect. Consultez le site ring.com/protect-plans pour en savoir plus sur la période de conservation de votre abonnement.

Plan Ring Protect gratuito durante 30 días

Tu nuevo dispositivo incluye una prueba gratuita de 30 días de Ring Protect. Este servicio integral de suscripción te permite revisar, guardar y compartir tu historial de videos y fotos en cualquier momento para que nunca te pierdas ni un instante.*

Si quieres seguir utilizando Ring Protect una vez finalizada la prueba gratuita, visita ring.com/protect-plans para comparar planes y precios.

*Your free trial isn't applicable for locations with an existing Ring Protect subscription. See ring.com/protect-plans to learn more about your plan's retention period.

ring

? ring.com/help

📞 ring.com/callus

For information on our warranty, theft protection, and Ring Protect Plans, visit ring.com/legal

Para obtener información sobre nuestra garantía, protección antirrobo y planes Ring Protect, visita ring.com/legal

Para obtener información sobre nuestra garantía, protección antirrobo y planes Ring Protect, visita ring.com/legal

© 2023 Ring LLC or its affiliates. Ring and all related marks are trademarks of Ring LLC or its affiliates.

